














Increased accessibility and a halt in the decline in public transport

2007/08 outturn	PI ref	PI description	Q1	Q2	Q3	compared to target	2008/09 year-end target	predicted performance to target	Progress to date	Remedial Action
70.52	NI 175	% with access to services and facilities by public transport, walking and cycling	82.93	85.19	84.39		64.60			
	NI 176	% of working age people with access to employment by public transport (and other specified modes)			85.73				This is a new indicator for which the Department for Transport have recently released the data. The data applies to 2007. The data is currently being analysed at Lower Super Output Area level to identify areas requiring improvement	
25,090,057	NI 177	Number of local bus passenger journeys originating in the authority area	25,835,590	25,600,000	26,208,877		24,656,000		The data is for the rolling year Jan-Dec 2008. The increased patronage over the last 9 months can be largely attributed to the revised concessionary fares scheme introduced in April last year	

Task ref	Task description	Q1	Q2	Q3	Progress to date	Remedial Action
CP IE 2.1	After the completion of the consultation process around the new bus strategy, there are a number of key actions we plan to implement: partnership working, bus priority implementation, improvements to information systems, improvements to infrastructure, inter operator ticketing and coordination of network reviews.				The bus strategy has now been finalised. Cabinet approval is to be sought for the strategy in January 2009	
CP IE 2.2	As part of our work to achieve this outcome, we plan to continue the roll out of our real-time passenger information system. This will include a public launch of the system, the implementation of internet and text versions, and traffic signal priority measures for public transport.				As part of the works to roll out the real-time passenger information system the major bus companies operating in the County are rolling out programmes to complete the fitting of equipment on their vehicles, display facilities at towns around the County are being developed and real time equipment will be fitted to the vehicles of the smaller operators, the Park and Ride service and the Cathedral bus service before the end of 2009.	
CP IE 2.3	We have had considerable success at developing the community transport sector during 2007/08. Our plan is to continue to develop capacity and capability through our work with the Community Transport forum and LTP2 Area Programme funding.				Community Transport allows people, particularly vulnerable and older adults, to access facilities such as shopping, health and leisure they may otherwise have not been able to do so. The County Council continues to support the many operators involved within the County's Community Transport scheme. For the year to date approximately 160,000 have been undertaken and the target of 192,000 journeys for the year is likely to be exceeded	
CP IE 2.4	We will work with partner organisations, such as the Primary Care Trust, employers and developers to ensure that new buildings are accessible by local bus services. This will improve accessibility for people visiting or working in such premises, and help us to achieve this overall outcome.				The County Durham Transport for Health group which includes representatives from the local authority and the PCT are looking at access to health in order to help improve access to health services for the residents of County Durham.	